

**INSPECTION HATCHES
JOIN SYSTEM STANDARD
REVOLVING HATCHES**



METALSTAMPI

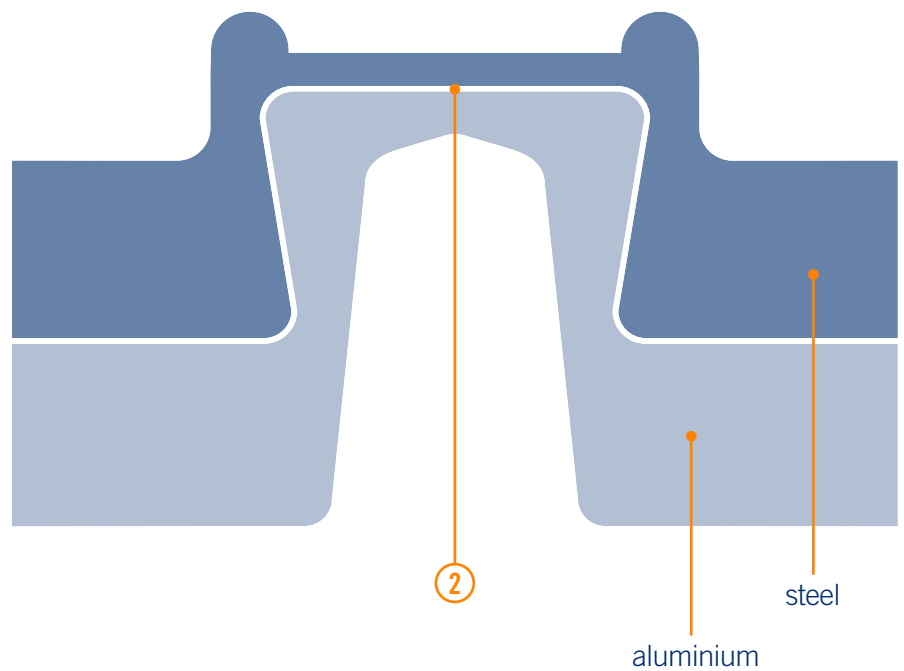
JOIN SYSTEM INSPECTION HATCHES STANDARD SQUARE



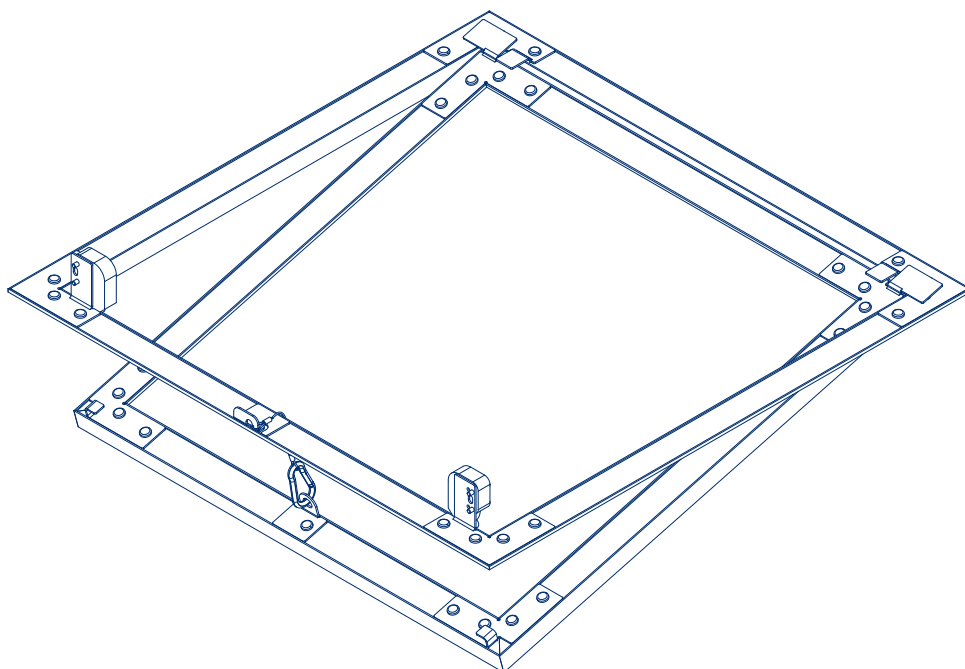
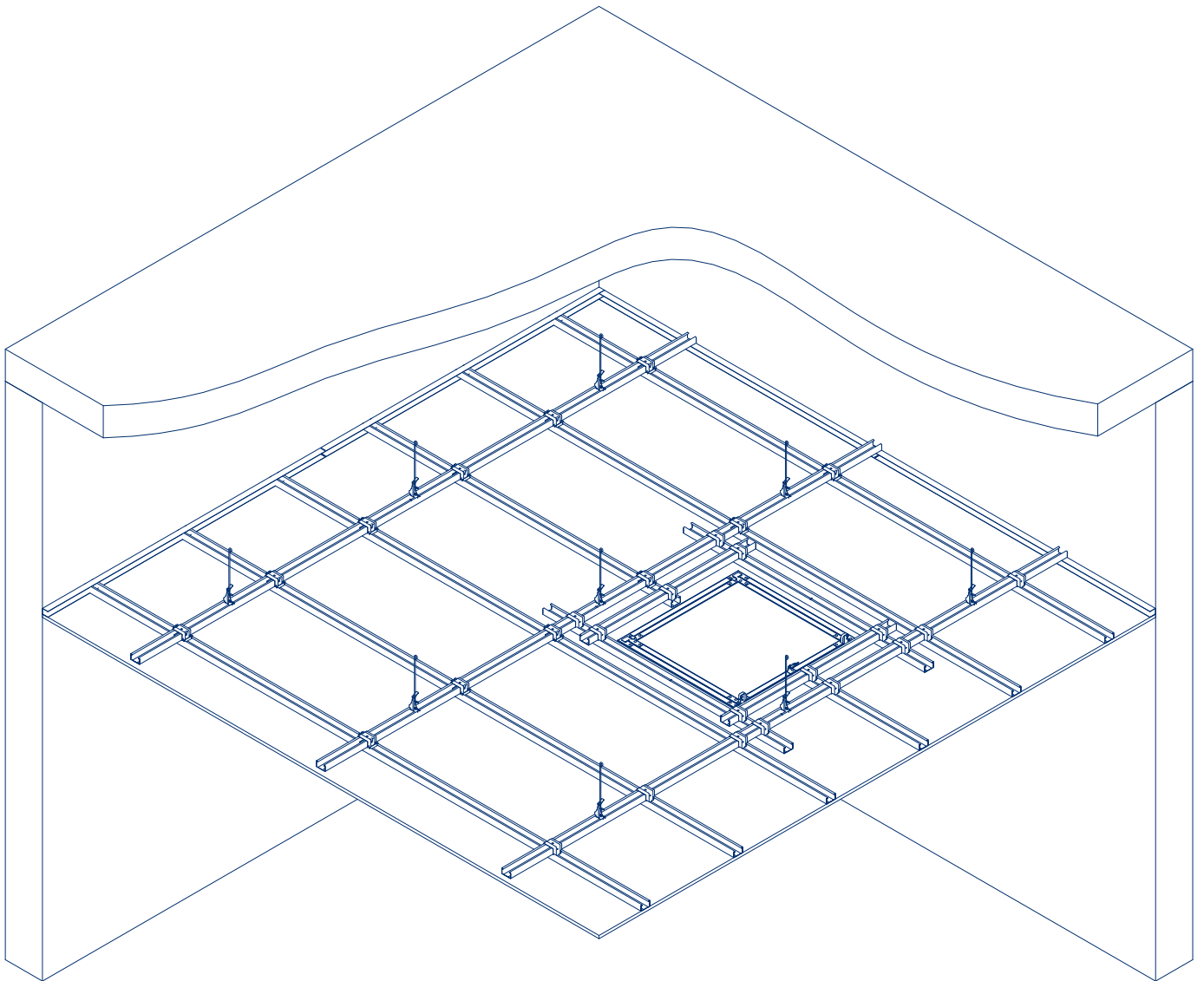
STRENGTHS

- 1— New aluminium frames with high mechanical strength; applicable coating thickness 12.5-15-25 mm.
- 2— Exclusive torsion-resistant corner fastening system.
- 3— Internal panel expulsion system with steel fasteners.
- 4— Internal panel anti-detachment safety system with steel cable and snap-hook.
- 5— Bottom-hung opening, removable door; rotating opening, non-removable door. Square, rectangular formats with a fixed pitch of 50 mm, to size.

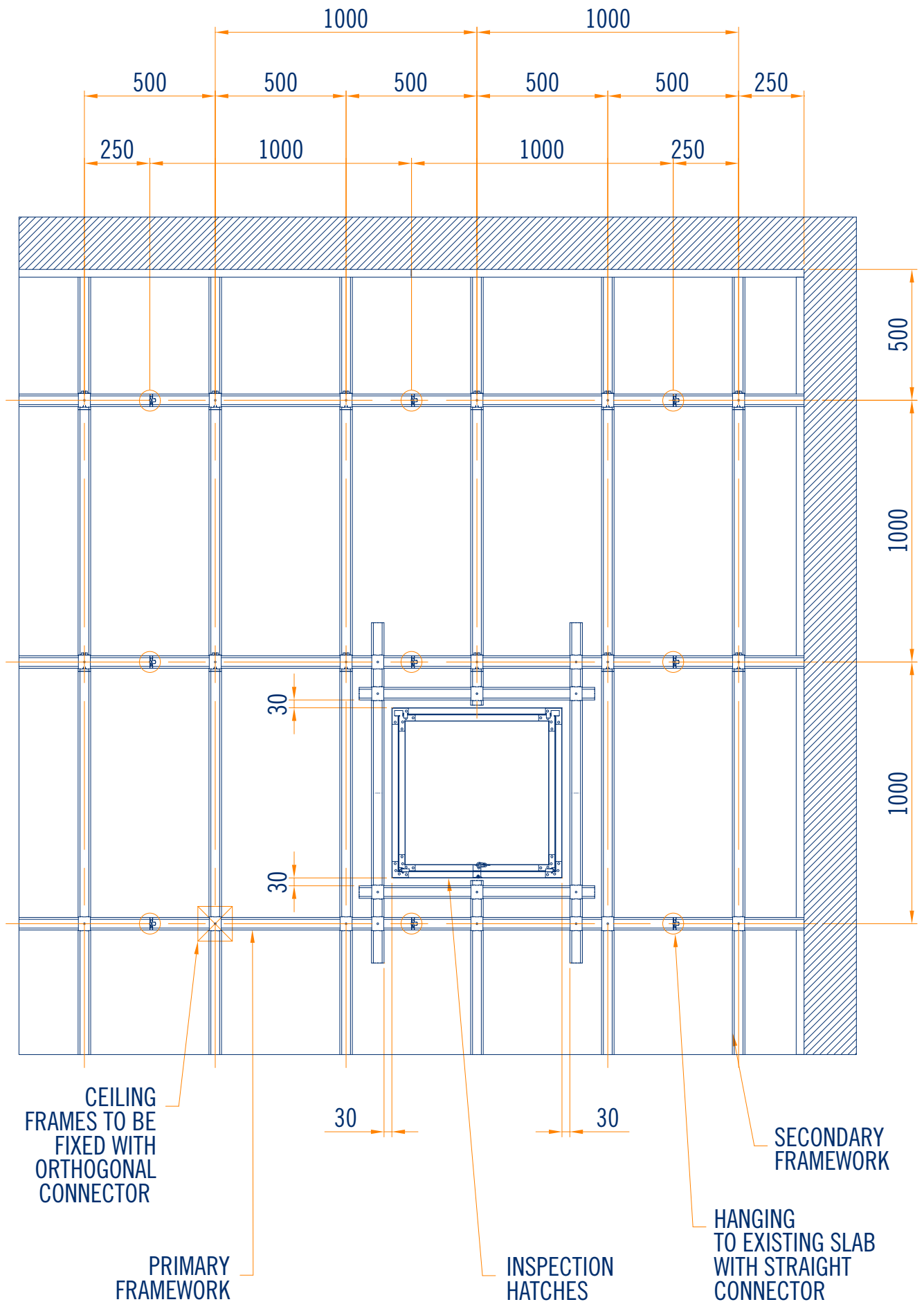
DIAGRAM OF THE MATERIAL COUPLING METHOD.



AXONOMETRIC APPLICATION VIEW METALSTAMPI PRODUCTS JOIN SYSTEM HATCHES



ASSEMBLY DIAGRAM



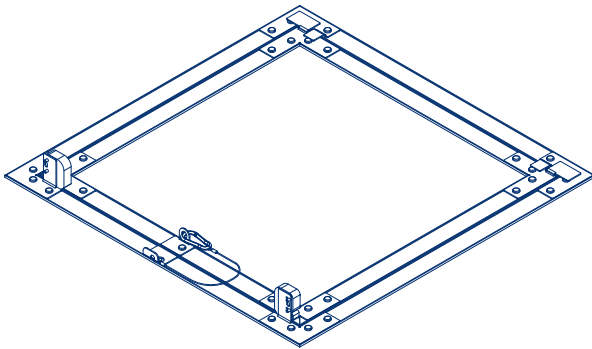
PLASTERBOARD INSPECTION HATCHES JOIN SYSTEM STANDARD SQUARE (VASISTAS OPENING)

S=12.5

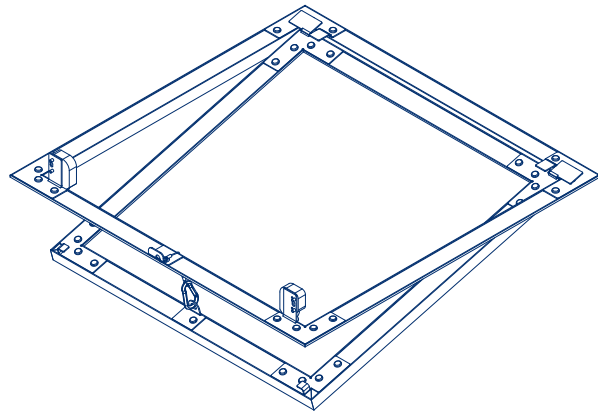
STANDARD S=12.5

Item	Description	Dimension and thickness	Weight per package	Application	Sales unit
	plasterboard inspection hatch with standard panel, removable bottom-hung door	net clearance LxL d 12.5		suspended ceiling wall	
BS00200200JS		200x200	2.00		2 pieces
BS00300300JS		300x300	3.57		2 pieces
BS00400400JS		400x400	5.61		2 pieces
BS00500500JS		500x500	8.00		2 pieces
BS00600600JS		600x600	10.79		2 pieces
BS00700700JS		700x700	8.20		1 piece
BS00800800JS		800x800	10.50		1 piece
BS00900900JS		900x900	12.20		1 piece
BS10001000JS		1000x1000	15.00		1 piece
BS11001100JS		1100x1100	18.50		1 piece
BS12001200JS		1200x1200	22.00		1 piece

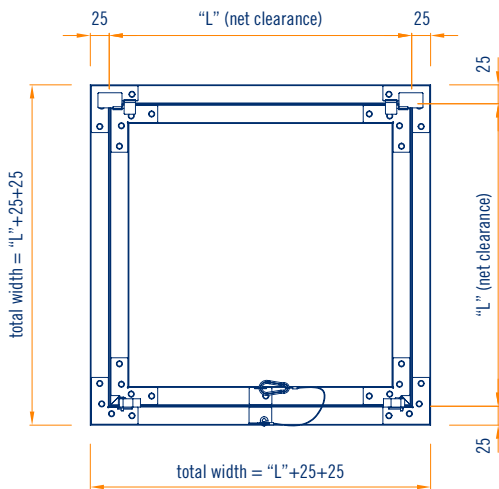
up to 600x600 dimensions of the sheet, grouting is not required - may be fitted with water-resistant panel upon request



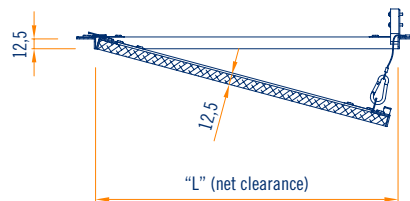
axonometric view (closed) scale 1:10



axonometric view (opened) scale 1:10



plan view (closed) scale 1:10



section (opened) scale 1:10

PLASTERBOARD INSPECTION HATCHES JOIN SYSTEM STANDARD RECTANGULAR (VASISTAS OPENING)

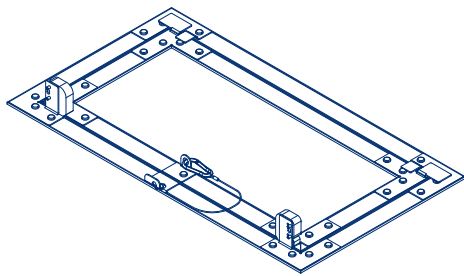
S=12.5

STANDARD S=12.5

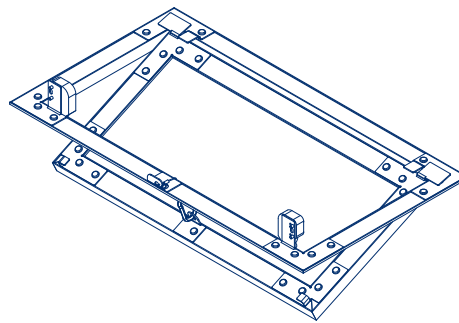
Item	Description	Dimension and thickness	Weight per package	Application	Sales unit
	plasterboard inspection hatch with standard panel, removable door bottom-hung on long side	net clearance $L_1 \times L$ d 12.5	15 kg/mq	suspended ceiling wall	1 piece

PAGES 160-161

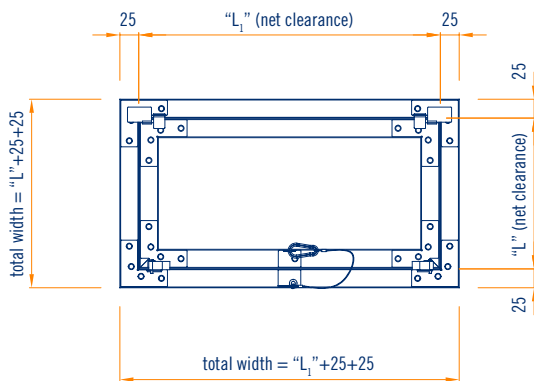
may be fitted with water-resistant panel upon request



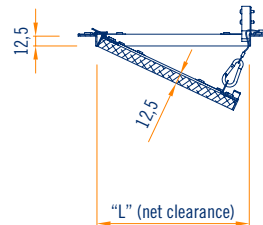
axonometric view (closed) scale 1:10



axonometric view (opened) scale 1:10



plan view (closed) scale 1:10



section (opened) scale 1:10

JOIN SYSTEM STANDARD RECTANGULAR **S=12,5**

L ₁	L	200	250	300	350	400	450	500	550	600	650
200											
250		BS00200250JS	BS00250250JS								
300		BS00200300JS	BS00250300JS								
350		BS00200350JS	BS00250350JS	BS00300350JS	BS00350350JS						
400		BS00200400JS	BS00250400JS	BS00300400JS	BS00350400JS						
450		BS00200450JS	BS00250450JS	BS00300450JS	BS00350450JS	BS00400450JS	BS00450450JS				
500		BS00200500JS	BS00250500JS	BS00300500JS	BS00350500JS	BS00400500JS	BS00450500JS				
550		BS00200550JS	BS00250550JS	BS00300550JS	BS00350550JS	BS00400550JS	BS00450550JS	BS00500550JS	BS00550550JS		
600		BS00200600JS	BS00250600JS	BS00300600JS	BS00350600JS	BS00400600JS	BS00450600JS	BS00500600JS	BS00550600JS		
650		BS00200650JS	BS00250650JS	BS00300650JS	BS00350650JS	BS00400650JS	BS00450650JS	BS00500650JS	BS00550650JS	BS00600650JS	BS00650650JS
700		BS00200700JS	BS00250700JS	BS00300700JS	BS00350700JS	BS00400700JS	BS00450700JS	BS00500700JS	BS00550700JS	BS00600700JS	BS00650700JS
750		BS00200750JS	BS00250750JS	BS00300750JS	BS00350750JS	BS00400750JS	BS00450750JS	BS00500750JS	BS00550750JS	BS00600750JS	BS00650750JS
800		BS00200800JS	BS00250800JS	BS00300800JS	BS00350800JS	BS00400800JS	BS00450800JS	BS00500800JS	BS00550800JS	BS00600800JS	BS00650800JS
850		BS00200850JS	BS00250850JS	BS00300850JS	BS00350850JS	BS00400850JS	BS00450850JS	BS00500850JS	BS00550850JS	BS00600850JS	BS00650850JS
900		BS00200900JS	BS00250900JS	BS00300900JS	BS00350900JS	BS00400900JS	BS00450900JS	BS00500900JS	BS00550900JS	BS00600900JS	BS00650900JS
950		BS00200950JS	BS00250950JS	BS00300950JS	BS00350950JS	BS00400950JS	BS00450950JS	BS00500950JS	BS00550950JS	BS00600950JS	BS00650950JS
1000		BS02001000JS	BS02501000JS	BS03001000JS	BS03501000JS	BS04001000JS	BS04501000JS	BS05001000JS	BS05501000JS	BS06001000JS	BS06501000JS
1050		BS02001050JS	BS02501050JS	BS03001050JS	BS03501050JS	BS04001050JS	BS04501050JS	BS05001050JS	BS05501050JS	BS06001050JS	BS06501050JS
1100		BS02001100JS	BS02501100JS	BS03001100JS	BS03501100JS	BS04001100JS	BS04501100JS	BS05001100JS	BS05501100JS	BS06001100JS	BS06501100JS
1150		BS02001150JS	BS02501150JS	BS03001150JS	BS03501150JS	BS04001150JS	BS04501150JS	BS05001150JS	BS05501150JS	BS06001150JS	BS06501150JS
1200		BS02001200JS	BS02501200JS	BS03001200JS	BS03501200JS	BS04001200JS	BS04501200JS	BS05001200JS	BS05501200JS	BS06001200JS	BS06501200JS

PLASTERBOARD INSPECTION HATCHES

JOIN SYSTEM TO SIZE

(VASISTAS OPENING)

S=12.5

STANDARD S=12.5

Item	Description	Dimension and thickness	Weight per package	Application	Sales unit
	plasterboard inspection hatch with standard panel, removable door bottom-hung on long side	(area in sq.cm ²) d 12.5	15 kg/mq	suspended ceiling wall	
BM00300400JS		900/1600			1 piece
BM00400500JS		1601/2500			1 piece
BM00500600JS		2501/3600			1 piece
BM00600700JS		3601/4900			1 piece
BM00700800JS		4901/6400			1 piece
BM00800900JS		6401/8100			1 piece
BM09001000JS		8101/10000			1 piece
BM10001100JS		10001/12100			1 piece
BM11001200JS		12101/14400			1 piece

up to 1200x1200 dimensions of the sheet - may be fitted with water-resistant panel upon request

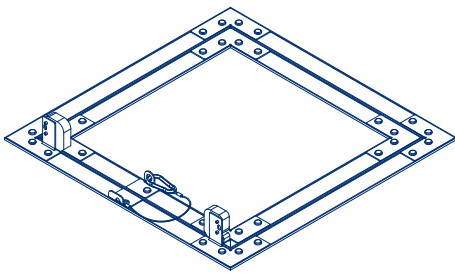
PLASTERBOARD INSPECTION HATCHES JOIN SYSTEM REVOLVING SQUARE (REVOLVING OPENING)

S=12.5

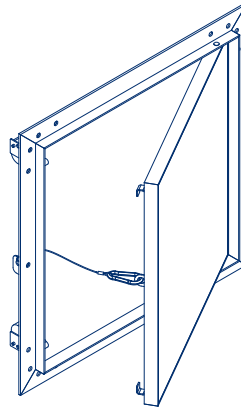
STANDARD S=12.5

Item	Description	Dimension and thickness	Weight per package	Application	Sales unit
	plasterboard inspection hatch with standard panel, non-removable swinging door	net clearance LxL d 12.5		suspended ceiling wall	
BR00200200JS		200x200	2.00		2 pieces
BR00300300JS		300x300	3.57		2 pieces
BR00400400JS		400x400	5.61		2 pieces
BR00500500JS		500x500	8.00		2 pieces
BR00600600JS		600x600	10.79		2 pieces
BR00700700JS		700x700	8.20		1 piece
BR00800800JS		800x800	10.50		1 piece
BR00900900JS		900x900	12.20		1 piece

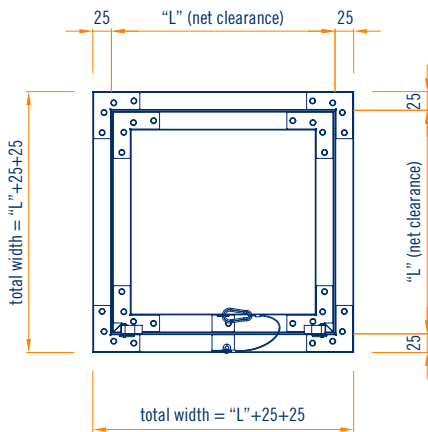
up to 600x600 dimensions of the sheet, grouting is not required - may be fitted with water-resistant panel upon request



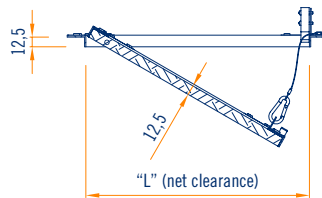
axonometric view (closed) scale 1:10



axonometric view (opened) scale 1:10



plan view (closed) scale 1:10



section (opened) scale 1:10

PLASTERBOARD INSPECTION HATCHES JOIN SYSTEM REVOLVING RECTANGULAR (REVOLVING OPENING)

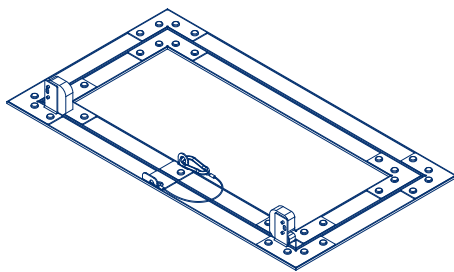
S=12.5

STANDARD S=12.5

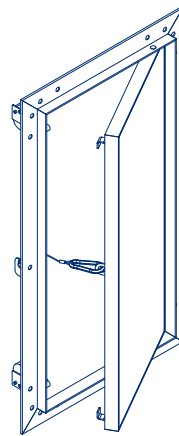
Item	Description	Dimension and thickness	Weight per package	Application	Sales unit
	plasterboard inspection hatch with standard panel, non-removable swinging door hinged on long side	net clearance $L_1 \times L$ d 12.5	15 kg/mq	suspended ceiling wall	1 piece

PAGES 166-167

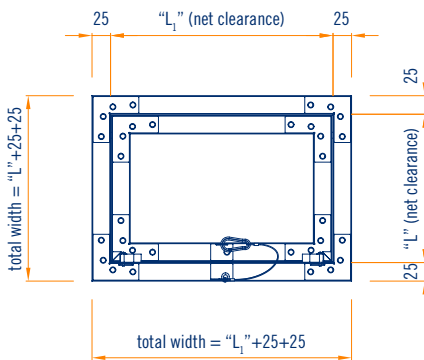
may be fitted with water-resistant panel upon request



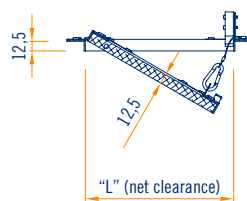
axonometric view (closed) scale 1:10



axonometric view (opened) scale 1:10



plan view (closed) scale 1:10



section (opened) scale 1:10

700 750 800 850 900 950 1000 1050 1100 1150 1200

BR00700750JS BR00750750JS

BR00700800JS BR00750800JS

BR00700850JS BR00750850JS BR00800850JS BR00850850JS

BR00700900JS BR00750900JS BR00800900JS BR00850900JS

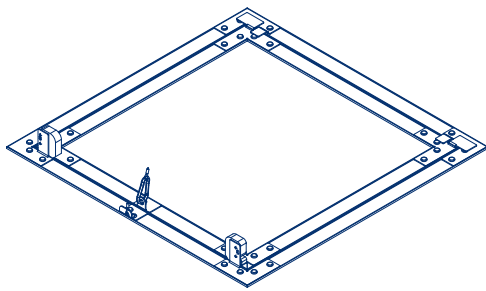
PLASTERBOARD INSPECTION HATCHES JOIN SYSTEM STANDARD SQUARE (VASISTAS OPENING)

S=15

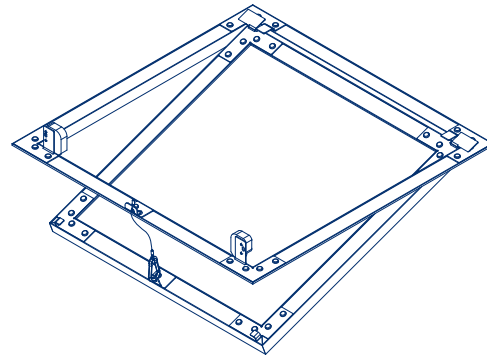
STANDARD S=15

Item	Description	Dimension and thickness	Weight per package	Application	Sales unit
	plasterboard inspection hatch with standard panel, removable bottom-hung door	net clearance LxL d 15		suspended ceiling wall	
BQ00200200JS		200x200	1.16		1 piece
BQ00300300JS		300x300	2.10		1 piece
BQ00400400JS		400x400	3.24		1 piece
BQ00500500JS		500x500	4.62		1 piece
BQ00600600JS		600x600	6.23		1 piece
BQ00700700JS		700x700	9.46		1 piece
BQ00800800JS		800x800	12.12		1 piece
BQ00900900JS		900x900	14.10		1 piece
BQ10001000JS		1000x1000	17.31		1 piece
BQ11001100JS		1100x1100	21.35		1 piece
BQ12001200JS		1200x1200	25.38		1 piece

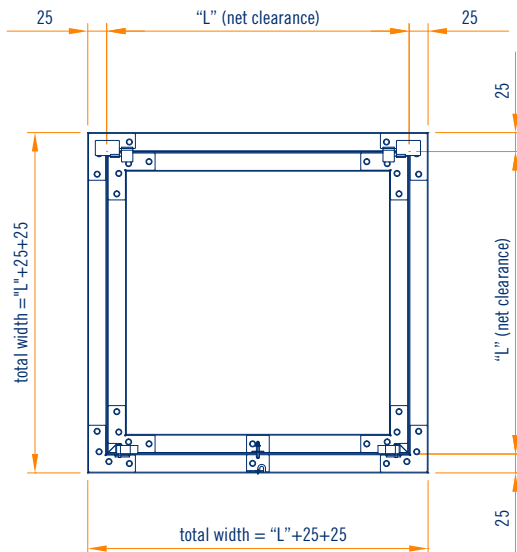
up to 600x600 dimensions of the sheet. grouting is not required - may be fitted with water-resistant panel upon request



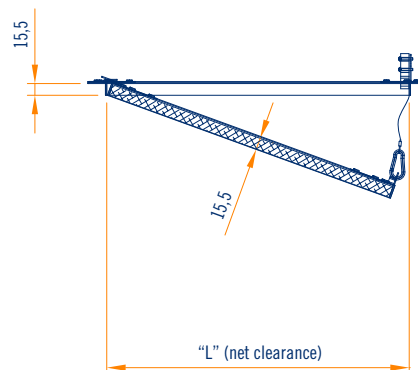
axonometric view (closed) scale 1:10



axonometric view (opened) scale 1:10



plan view (closed) scale 1:10



section (opened) scale 1:10

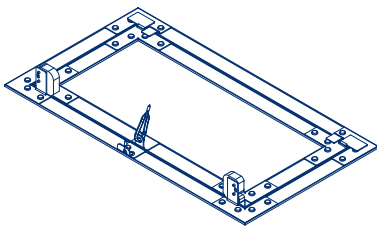
PLASTERBOARD INSPECTION HATCHES JOIN SYSTEM STANDARD RECTANGULAR (VASISTAS OPENING)

STANDARD S=15

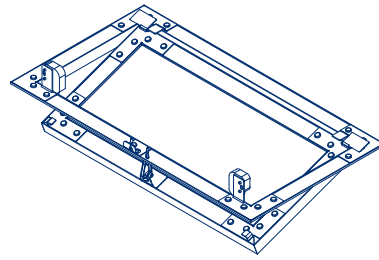
Item	Description	Dimension and thickness	Weight per package	Application	Sales unit
	plasterboard inspection hatch with standard panel, removable door bottom-hung on long side	net clearance $L_1 \times L$ d 15	16 kg/mq	suspended ceiling wall	1 piece

PAGES 170-171

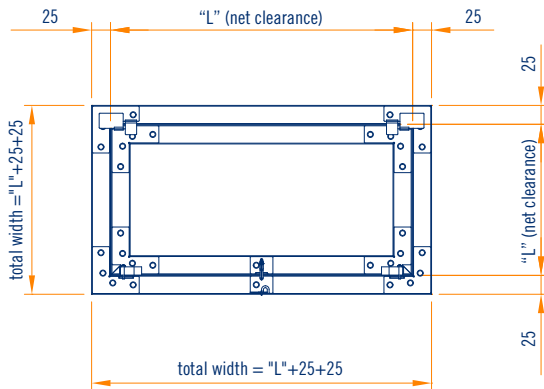
1 piece



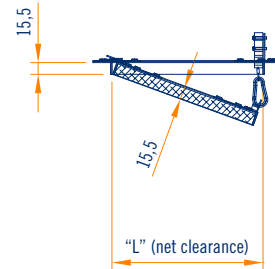
axonometric view (closed) scale 1:10



axonometric view (opened) scale 1:10



plan view (closed) scale 1:10



section (opened) scale 1:10

JOIN SYSTEM STANDARD RECTANGULAR S=15

L ₁	L	200	250	300	350	400	450	500	550	600	650
200											
250		BQ00200250JS	BQ00250250JS								
300		BQ00200300JS	BQ00250300JS								
350		BQ00200350JS	BQ00250350JS	BQ00300350JS	BQ00350350JS						
400		BQ00200400JS	BQ00250400JS	BQ00300400JS	BQ00350400JS						
450		BQ00200450JS	BQ00250450JS	BQ00300450JS	BQ00350450JS	BQ00400450JS	BQ00450450JS				
500		BQ00200500JS	BQ00250500JS	BQ00300500JS	BQ00350500JS	BQ00400500JS	BQ00450500JS				
550		BQ00200550JS	BQ00250550JS	BQ00300550JS	BQ00350550JS	BQ00400550JS	BQ00450550JS	BQ00500550JS	BQ00550550JS		
600		BQ00200600JS	BQ00250600JS	BQ00300600JS	BQ00350600JS	BQ00400600JS	BQ00450600JS	BQ00500600JS	BQ00550600JS		
650		BQ00200650JS	BQ00250650JS	BQ00300650JS	BQ00350650JS	BQ00400650JS	BQ00450650JS	BQ00500650JS	BQ00550650JS	BQ00600650JS	BQ00650650JS
700		BQ00200700JS	BQ00250700JS	BQ00300700JS	BQ00350700JS	BQ00400700JS	BQ00450700JS	BQ00500700JS	BQ00550700JS	BQ00600700JS	BQ00650700JS
750		BQ00200750JS	BQ00250750JS	BQ00300750JS	BQ00350750JS	BQ00400750JS	BQ00450750JS	BQ00500750JS	BQ00550750JS	BQ00600750JS	BQ00650750JS
800		BQ00200800JS	BQ00250800JS	BQ00300800JS	BQ00350800JS	BQ00400800JS	BQ00450800JS	BQ00500800JS	BQ00550800JS	BQ00600800JS	BQ00650800JS
850		BQ00200850JS	BQ00250850JS	BQ00300850JS	BQ00350850JS	BQ00400850JS	BQ00450850JS	BQ00500850JS	BQ00550850JS	BQ00600850JS	BQ00650850JS
900		BQ00200900JS	BQ00250900JS	BQ00300900JS	BQ00350900JS	BQ00400900JS	BQ00450900JS	BQ00500900JS	BQ00550900JS	BQ00600900JS	BQ00650900JS
950		BQ00200950JS	BQ00250950JS	BQ00300950JS	BQ00350950JS	BQ00400950JS	BQ00450950JS	BQ00500950JS	BQ00550950JS	BQ00600950JS	BQ00650950JS
1000		BQ02001000JS	BQ02501000JS	BQ03001000JS	BQ03501000JS	BQ04001000JS	BQ04501000JS	BQ05001000JS	BQ05501000JS	BQ06001000JS	BQ06501000JS
1050		BQ02001050JS	BQ02501050JS	BQ03001050JS	BQ03501050JS	BQ04001050JS	BQ04501050JS	BQ05001050JS	BQ05501050JS	BQ06001050JS	BQ06501050JS
1100		BQ02001100JS	BQ02501100JS	BQ03001100JS	BQ03501100JS	BQ04001100JS	BQ04501100JS	BQ05001100JS	BQ05501100JS	BQ06001100JS	BQ06501100JS
1150		BQ02001150JS	BQ02501150JS	BQ03001150JS	BQ03501150JS	BQ04001150JS	BQ04501150JS	BQ05001150JS	BQ05501150JS	BQ06001150JS	BQ06501150JS
1200		BQ02001200JS	BQ02501200JS	BQ03001200JS	BQ03501200JS	BQ04001200JS	BQ04501200JS	BQ05001200JS	BQ05501200JS	BQ06001200JS	BQ06501200JS

PLASTERBOARD INSPECTION HATCHES

JOIN SYSTEM TO SIZE

(VASISTAS OPENING)

S=15

STANDARD S=15

Item	Description	Dimension and thickness	Weight per package	Application	Sales unit
	plasterboard inspection hatch with standard panel, removable door bottom-hung on long side	(area in sq.cm) d 15	16 kg/mq	suspended ceiling wall	
BT00300400JS		900/1600			1 piece
BT00400500JS		1601/2500			1 piece
BT00500600JS		2501/3600			1 piece
BT00600700JS		3601/4900			1 piece
BT00700800JS		4901/6400			1 piece
BT00800900JS		6401/8100			1 piece
BT09001000JS		8101/10000			1 piece
BT10001100JS		10001/12100			1 piece
BT11001200JS		12101/14400			1 piece

maximum dimensions 1200x1200 - may be fitted with water-resistant panel upon request

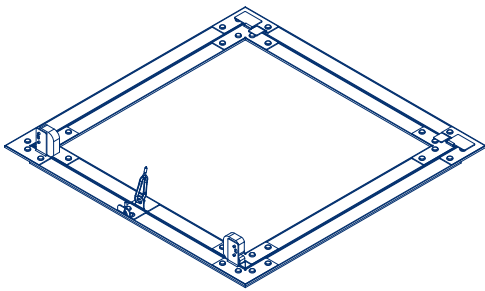
PLASTERBOARD INSPECTION HATCHES JOIN SYSTEM STANDARD SQUARE (VASISTAS OPENING)

S=25

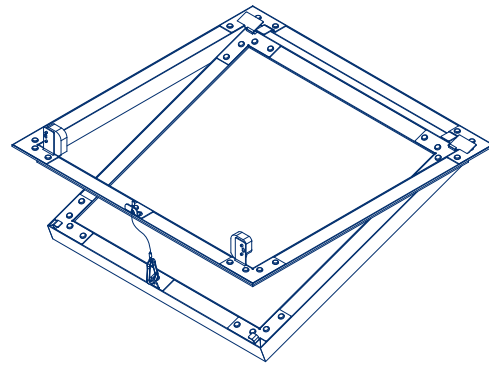
STANDARD S=25

Item	Description	Dimension and thickness	Weight per package	Application	Sales unit
	plasterboard inspection hatch with standard panel, removable bottom-hung door	net clearance LxL d 25		suspended ceiling wall	
BX00200200JS		200x200	1.67		1 piece
BX00300300JS		300x300	3.43		1 piece
BX00400400JS		400x400	5.40		1 piece
BX00500500JS		500x500	7.70		1 piece
BX00600600JS		600x600	10.38		1 piece
BX00700700JS		700x700	15.77		1 piece
BX00800800JS		800x800	20.20		1 piece
BX00900900JS		900x900	23.46		1 piece

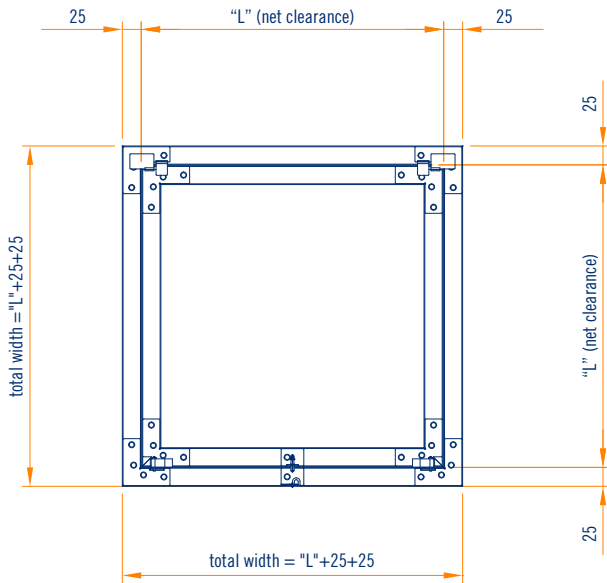
may be fitted with water-resistant panel upon request



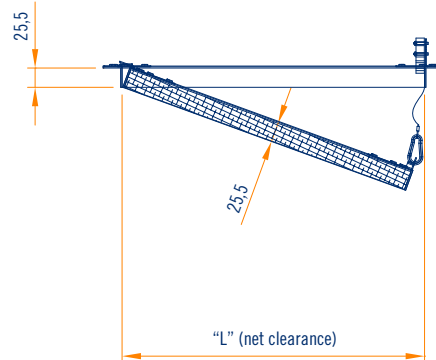
axonometric view (closed) scale 1:10



axonometric view (opened) scale 1:10



plan view (closed) scale 1:10

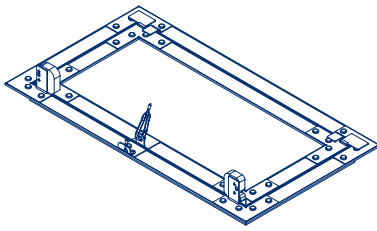


section (opened) scale 1:10

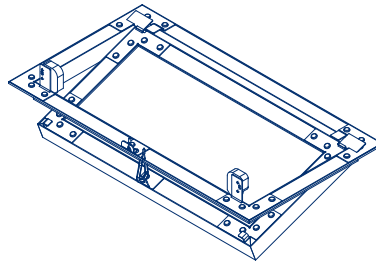
PLASTERBOARD INSPECTION HATCHES JOIN SYSTEM STANDARD RECTANGULAR (VASISTAS OPENING)

STANDARD S=25

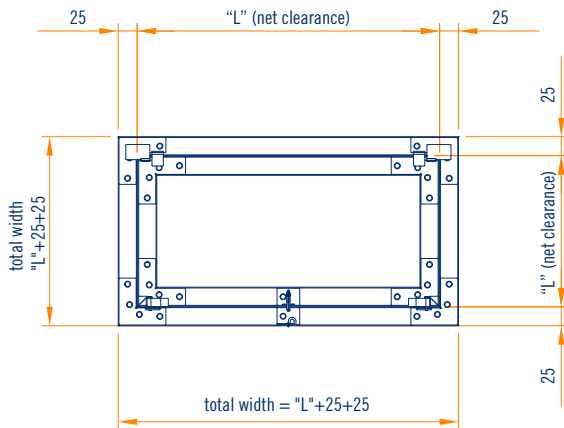
Item	Description	Dimension and thickness	Weight per package	Application	Sales unit
	plasterboard inspection hatch with standard panel, removable door bottom-hung on long side	net clearance $L_1 \times L_2$ s 25	25 kg/mq	suspended ceiling wall	1 piece
PAGES 176-177					1 piece
may be fitted with water-resistant panel upon request					



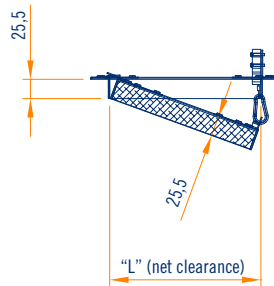
axonometric view (closed) scale 1:10



axonometric view (opened) scale 1:10



plan view (closed) scale 1:10



section (opened) scale 1:10

PLASTERBOARD INSPECTION HATCHES

JOIN SYSTEM TO SIZE

(VASISTAS OPENING)

S=25

STANDARD S=25

Item	Description	Dimension and thickness	Weight per package	Application	Sales unit
	plasterboard inspection hatch with standard panel, removable door bottom-hung on long side	(area in sq.cm²) d 25	25 kg/mq	suspended ceiling wall	
BY00300400JS		900/1600			1 piece
BY00400500JS		1601/2500			1 piece
BY00500600JS		2501/3600			1 piece
BY00600700JS		3601/4900			1 piece
BY00700800JS		4901/6400			1 piece
BY00800900JS		6401/8100			1 piece

maximum dimensions 900 x 900 - may be fitted with water-resistant panel upon request

IMPORTANT RECOMMENDATIONS FOR USING AND STORING PRODUCTS

CE Marking

Please note that each product is part of a hanging/connection kit for connecting to the upper anchoring system and to the supporting element in dry construction systems **for use inside buildings**. The various components are identified in the catalogue and price list with the CE logo.

Each CE product has a Declaration of Performance (DOP).

Durability: class B (Components of a building exposed to variable relative humidity up to 90% and to variable temperatures up to 30°C but with no exposure to corrosive pollution agents).

Recommendations for storing metal framing elements

We recommend to store packages in a covered area with a relatively dry atmosphere and as constant a temperature as possible, to avoid condensation that could consume the passivation coat protecting the galvanised surface.

If stored outdoors (**not recommended**), please cover so as to ensure the material is fully protected against adverse weather conditions (rain, fog, snow), making sure the packages are stored in a slightly inclined position. The cover must nevertheless ensure sufficient airflow (the two surfaces must not be in direct contact) so that moisture does not settle and create condensation.



Metalstampi s.r.l.
Vicolo Biban, 7
31030 Biban di Carbonera (TV) Italy
Tel. +39 0422 398250
export@metalstampi.com
www.metalstampi.com